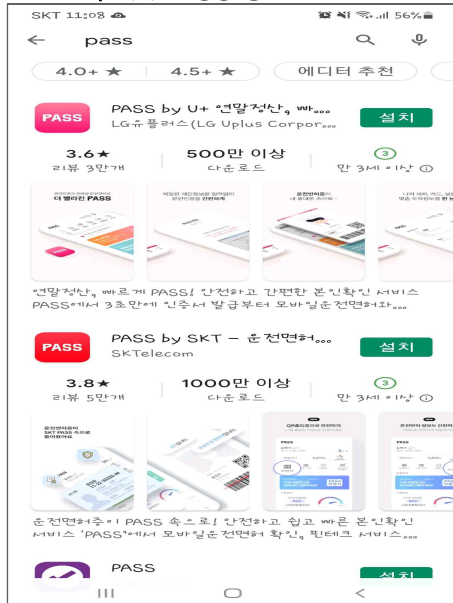



모바일 운전면허증

발급 및 활용 방법 안내

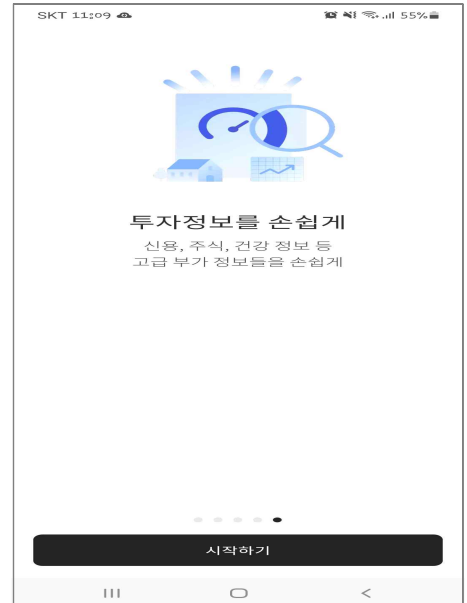
①PASS앱설치플레이 또는 앱스토어 #PASS by S,K,L(사용중 통신사)



②PASS 앱 실행 : 필수권한 동의 및 허용

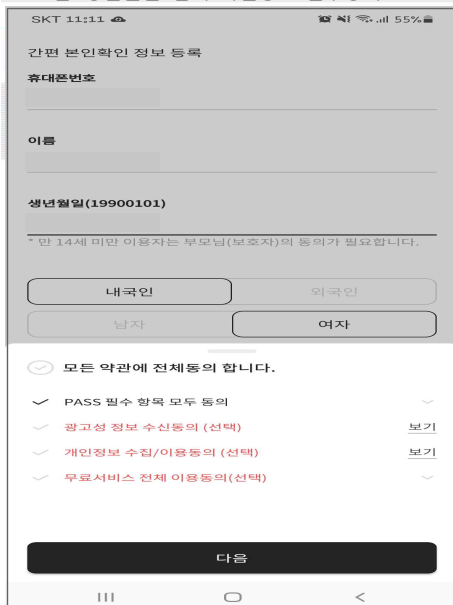


③시작하기



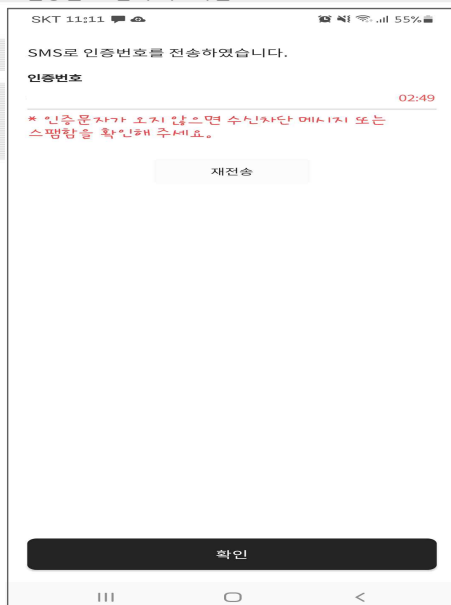
④간편본인확인 정보 등록

: 이름 생년월일 입력/약관동의(필수항목)




⑤인증

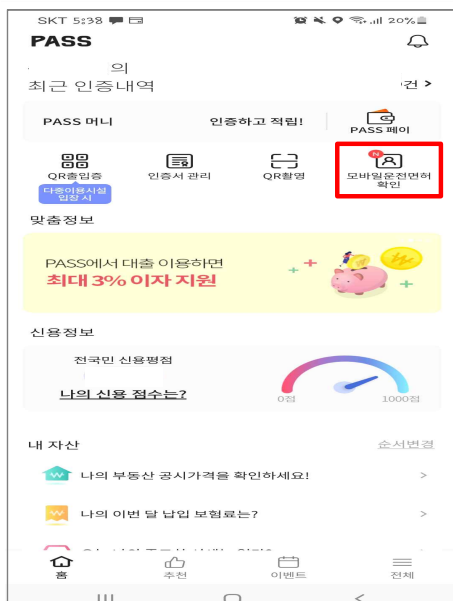
인증번호 입력 후 확인



⑥비밀번호 등록(2번)



⑦운전면허 아이콘 선택



⑧운전면허증 등록(촬영하기)



⑨모바일 운전면허증 사용

